


Suspended Upper Floors

(23) Floors Galleries

Over basement, house and maisonette upper floors

LSBU Tech & Env 2 Lecture

- **Domestic, Small & Medium size buildings**
- **Construction methods, materials, services and systems**
- **Upper Floors**



GBE 
www.GreenBuildingEncyclopaedia.uk

CAP'EM
Cycle Assessment Procedure for Eco-impacts of Materials



Performance Requirements

Principles of Element Design

THIRD EDITION

PRINCIPLES OF
element
design



Peter Rich &
Yvonne Dean



ARCHITECTURE/DESIGN

PRINCIPLES OF
element
design THIRD EDITION

Peter Rich & Yvonne Dean



- Unique in its approach to detail design
- Invaluable for both students and practising architects, builders and surveyors
- Completely updated in a convenient reference sheet format

The construction of buildings is learnt through experience and the inheritance of a tradition in forming buildings over several thousand years. Successful construction learns from this experience which becomes embodied in principles of application. Though materials and techniques change, various elements have to perform the same function. **Principles of Element Design** identifies all the relevant elements and then breaks these elements down into all their basic constituents, making it possible for students to fully understand the given theory and principles behind each part. As all building projects are subject to guidance through the Building Regulations and British Standards, this book gives an immediate reference back to relevant information to help practitioners and contractors identify key documents needed.

Peter Rich AA Dip (Architect), started his career with 14 years' experience as a qualified architectural technician. He then joined the AA School of Architecture, working with Bill Allen and John Bickerdike after his graduation, later becoming a partner of Bickerdike Allen Rich and Partners. He also taught building construction at the Bartlett School of Architecture, University College London, and architectural design at the Polytechnic of North London. He now acts as a Consultant.

Yvonne Dean BA (Hons) BA (Dist) BSc, is an architect, energy consultant and materials technologist. She also has 15 years' experience as a lecturer, travels widely and is a guest lecturer at many universities. She pioneered an access course for Women into Architecture and Building, which has been used as a template by others, and has been instrumental in helping to change the teaching of technology for architects and designers.



Architectural Press

An imprint of Butterworth-Heinemann
<http://www.bh.com>

ISBN 0-7506-3113-9



Floor Actions

- **Gravity: downward pull**
- **Wind: Motive force (suction), pressure buffeting, Destructive, Penetrative**
- **Rain: Moisture deposition, penetration**
- **Snow: Moisture deposition, loading, slush carried in, material degradation**
- **Moisture vapour: permeation, condensation, insulation impaired**
- **Sun: Temp variation, thermal movement, heat gains, Chemical decomposition**
- **Dirt and Dust: infiltration, deposition, surface pollution, surface erosion**
- **Chemicals: surface corrosion, disintegration, decomposition**
- **Sound: Noise nuisance, impact, rattle, creaking,**
- **Attack: Manual, Ballistics, Bomb Blast**
- **Thermal: heat loss/retention, cold to touch, radiant coolth, condensation,**
- **Deposits: chewing gum, staining, adhesion, trip hazard, surface texture penetration**
- **Gases: Ground gases: Radon (Radio Active Gas from granite), Methane (landfill)**
- **Moisture: flood water, ground water rising, capillary attraction, moisture transfer**

Floor Reactions

- **Gravity: Support**
- **Wind: rigidity, resilience, sealing, air tightness layers and detailing**
- **Rain: deflection, impervious skin, absorption and drainage, sealing**
- **Snow: deflection, impervious skin, absorption and drainage, sealing**
- **Moisture vapour: resistance, hygroscopicity, permeability, breathing, moisture mass**
- **Sun: movement joints, insulation, shielding, invulnerable materials**
- **Dirt and Dust: repulsion, exclusion, shielding, cleaning**
- **Chemicals: invulnerable materials, exclusion,**
- **Sound: Insulation, absorption, acoustic mass, separation, isolation,**
- **Attack: toughness, lamination, edge restraint, edge protection**
- **Insulating: thermal insulation, thermal mass, U value, G value, cold bridge avoidance/ minimisation**
- **Deposits: smooth impervious surface, flush impervious joints,**
- **Gases: Gas/Damp proof membrane linked to G/DPC**
- **Moisture: Elevation of floor above flood plain, Separation, water resistant materials, Damp proof membranes linked to DPC**

Principles of Element Design

- - Interior and exterior materials and finishes
- - Load-bearing
 - Wind resistance
- - Rain, snow, wind, sun, dirt dust pollution
- - Moisture resistance, frost, mould
 - Moisture Mass & Hygroscopicity
 - Ozone and sunlight degradation
- - Heat Resistance: loss and gain
 - Condensation Avoidance
 - Airtightness
 - Avoidance of Cold Bridges
 - Thermal Mass
- - Structural , thermal, moisture, Frost heave
 - Chemical

Principles of Element Design


- - Resistance, absorption
- - Surface spread of flame
 - Fire Resistance
-
-
- - Inside & out
- - Termites,
 - Termite Barriers
- - Barriers
 - Capillary Attraction
 - Hygroscopic or Hydrophobic
 - Frost action
- - Moisture Mass
 - Low allergy materials

Suspended upper floor: Opportunities

- **Joist zone can include:**
 - Thermal insulation and/or mass between floors
 - Acoustic Insulation and/or mass
 - Fire insulation
- **Joist zone can include:**
 - Services cable and pipes
 - But layering suggests simplification of interfaces and services installation
 - Drainage pipes best straight down
 - Wiring better in a lower cable zone
- **Suspend above flood level living rooms at upper level**
 - Might avoid flood damage

Structural Floor

- **Timber Deck**
 - Joists or compound joist and board or sheet
 - SIPS Structural Insulated Panels
 - Solid timber structural panels
- **Concrete Deck**
 - Insitu
 - Precast plank
 - Beam and block
 - Insitu and clay pots
- **Composite Deck**
 - Steel trough deck and insitu concrete



GBE 
www.GreenBuildingEncyclopaedia.uk

CAP'EM

Cycle Assessment Procedure for Eco-impacts of Materials




Timber Suspended Upper Floors

(23) Floors Galleries

Suspended Upper floor: Traditional

- External and internal walls offer support
- DPC Damp proof course on mortar bed and lapped joints
- Timber wall plate
- Timber Joists
 - No insulation,
- Wooden boarded floor: open or T&G jointed
 - Air leaky floors
- Plaster lath and plaster ceiling

Suspended Floor Joists

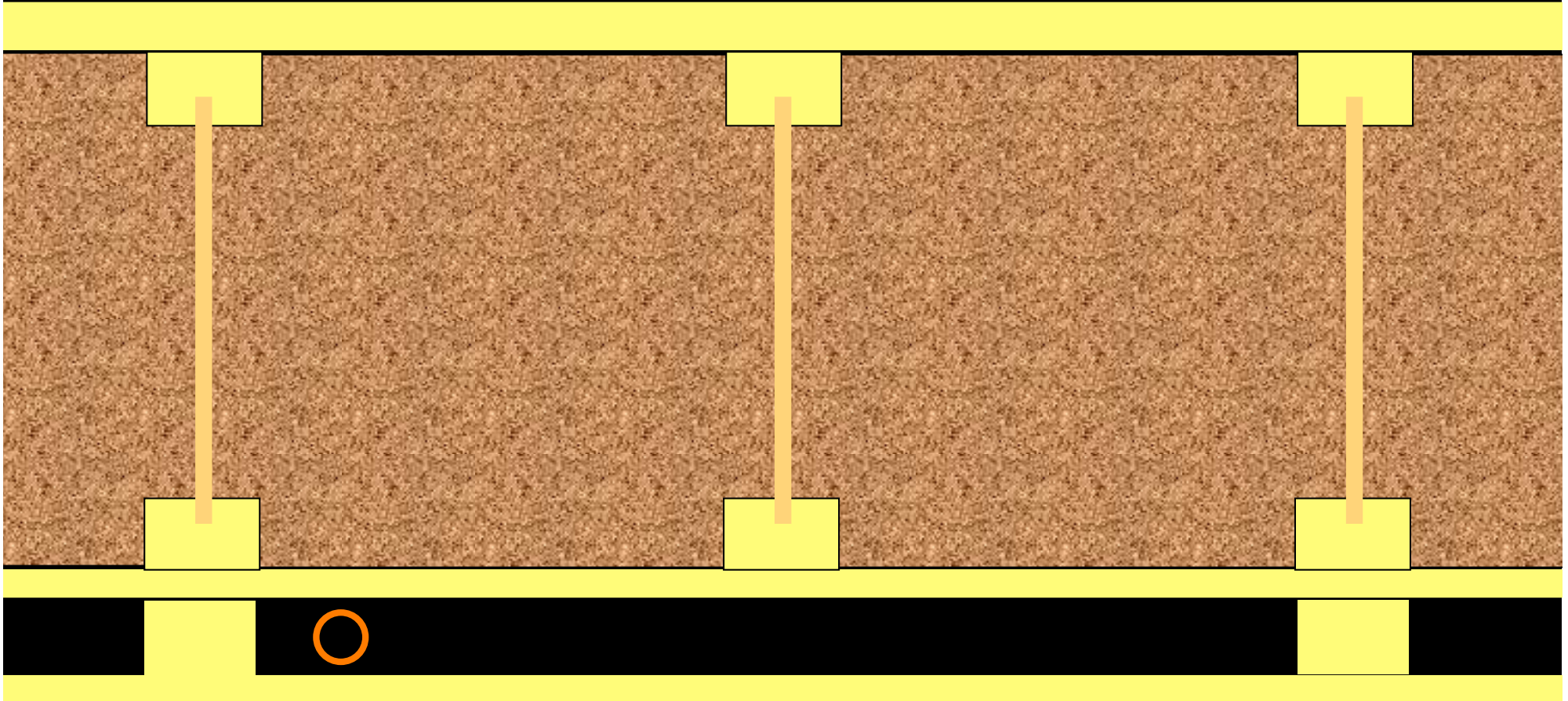


Simple design and construction

Suspended Floor types: Eco

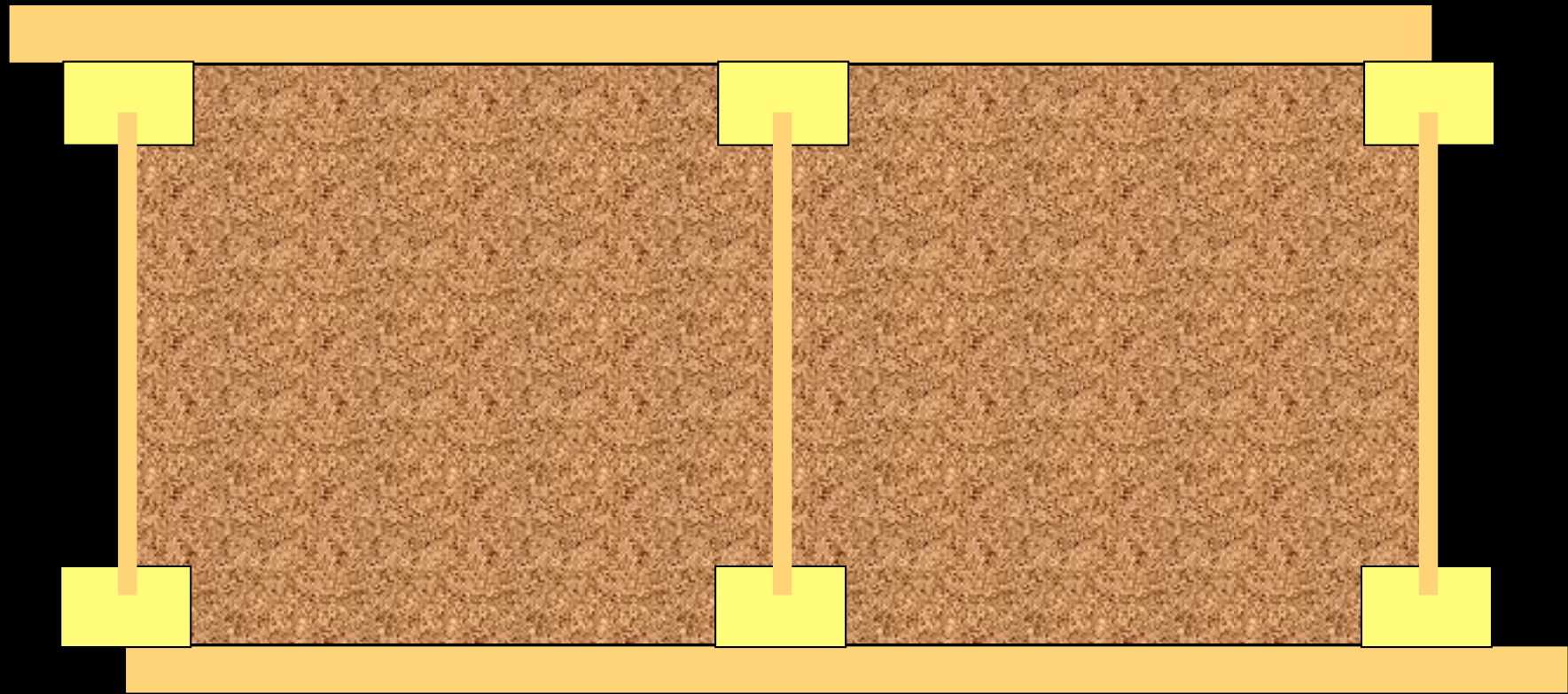
- Suited to load bearing walled or framed buildings
- Frames from column and posts
- Timber I beams minimise resource use
- Well insulated for warmer climate (2050)
- Thermal insulation
- Airtight for acoustics
- Thermal mass can be added

Compound Floor joist 'I beams' to accommodate more thermal insulation



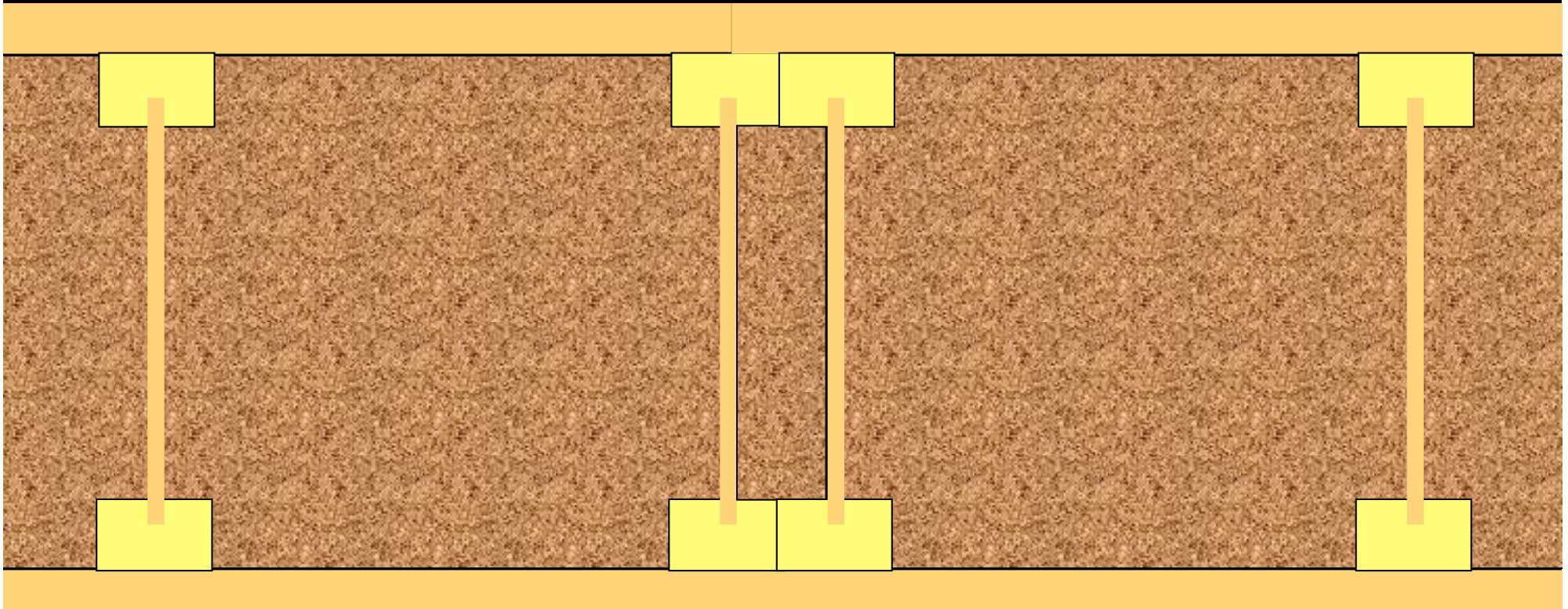
Compound section reduces amount of materials used and weight
UK products promote stiffness, creak-free, silent floors
Layering: Services Zone simplify installation & avoid penetrations

Compound floor joist 'I beams', inner and outer boards and thermal insulation



Prefabricated suspended floor panel

Compound floor joist 'I beams', inner and outer boards and thermal insulation



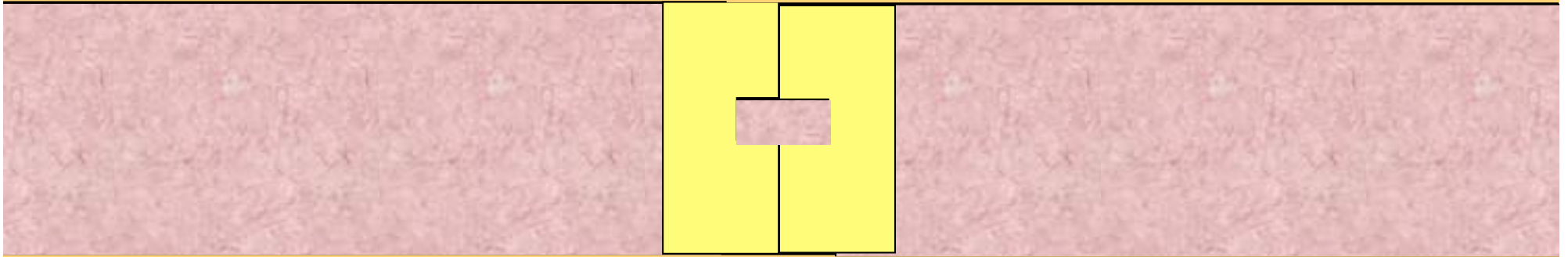
Prefabricated suspended floor panel

SIP Structural Insulated Panel



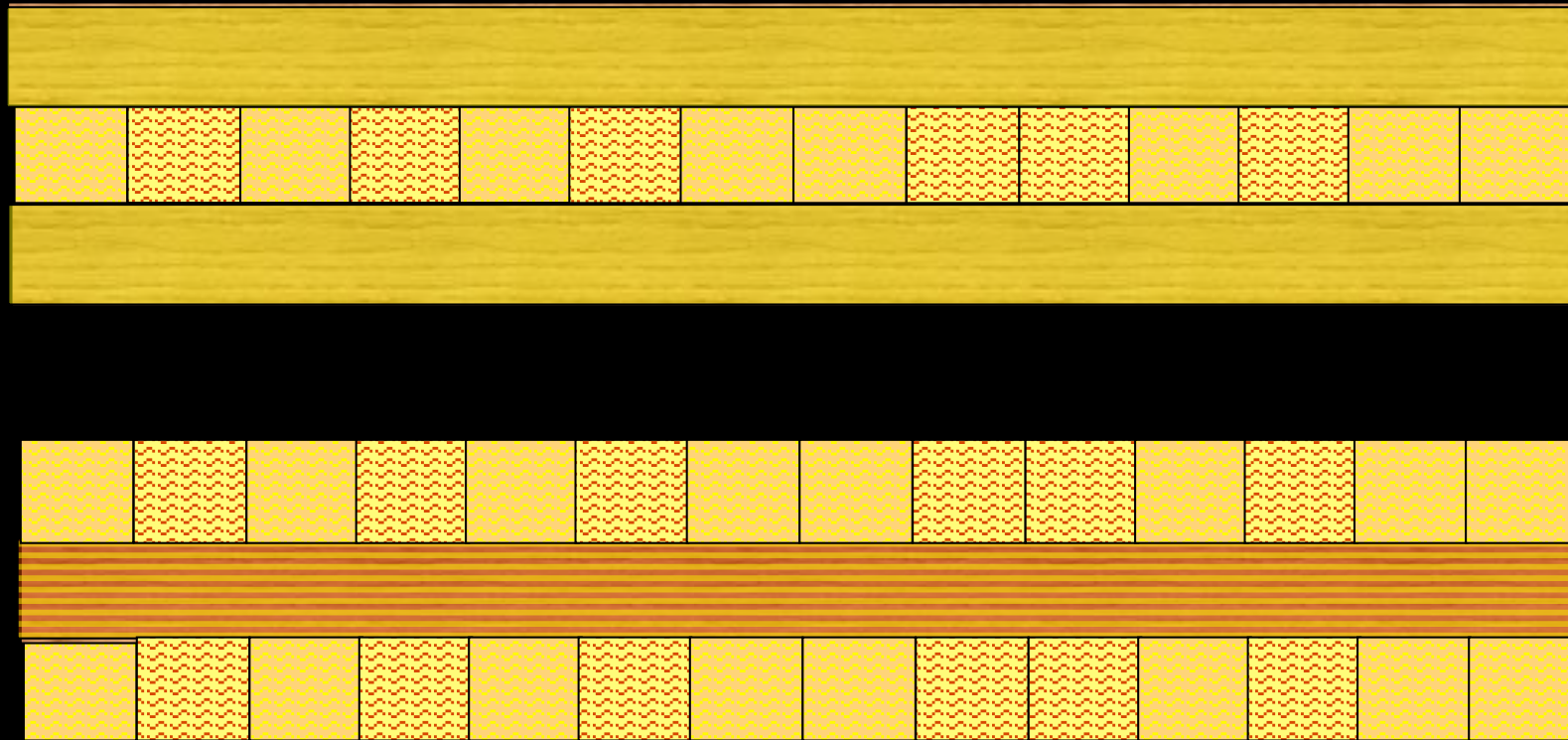
Prefabricated suspended floor panel

SIP Structural Insulated Panel



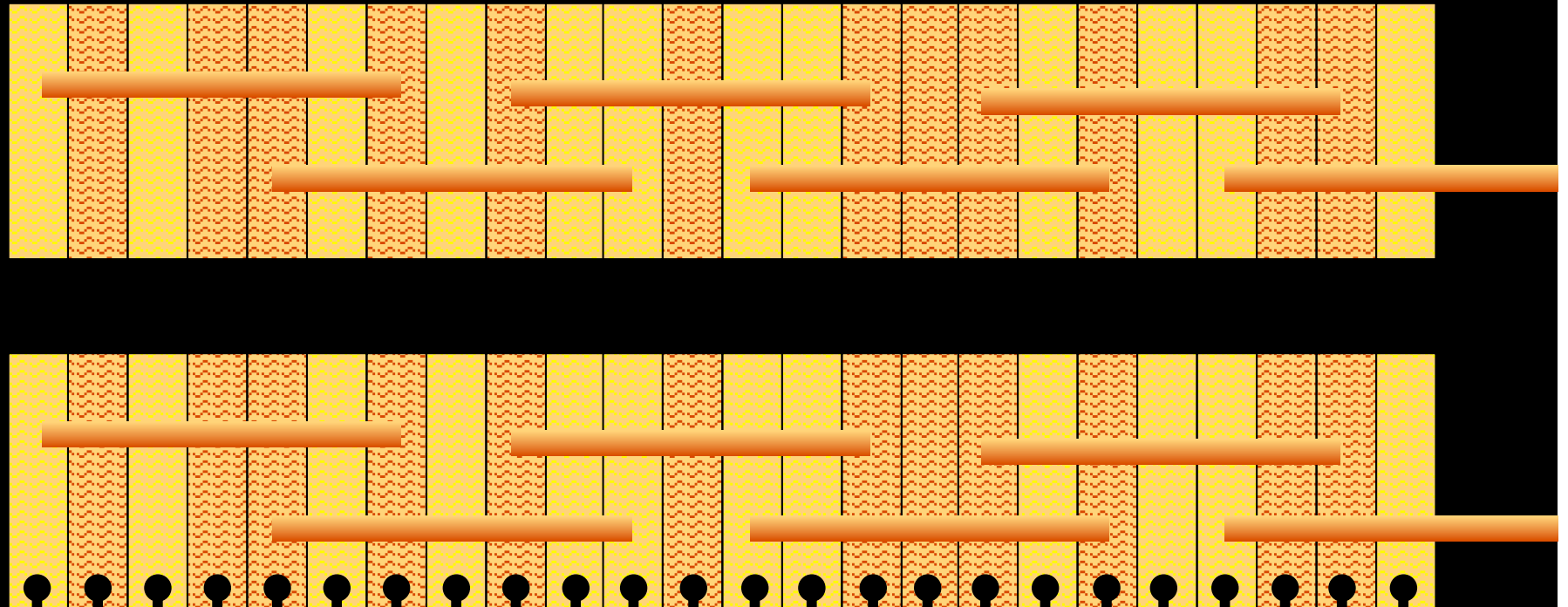
Prefabricated suspended floor panel

Load-bearing Structural Timber Panel Floor




**Prefabricated suspended floor panel
softwood lamina or plywood core option**

Load-bearing Laminated Structural Timber Floor Panel: loose dowelled



**Prefabricated upper floors
with acoustic absorber slot option**



GBE 
www.GreenBuildingEncyclopaedia.uk

CAP'EM
Cycle Assessment Procedure for Eco-impacts of Materials



Acoustics: Suspended Floors

(23) Floors Galleries

Different Floor Structures





Roof:
Compound rafters
Cellulose insulation
Upper Floor:
Acoustic bricks in floor
Laminated Timber floor planks
Lower floor:
Acoustic brick
Compound joist
Cellulose insulation
External wall:
Timber frame walls
Timber fibre insulation
Timber batten clad

Construction Resources Showrooms Southwark London

Suspended upper floor

- Floor boarding
- Floor underlayment
- Fibre board
- Subfloor
- High density bricks in floor
- Timber floor planks



Fired clay cellular block walls

Familiar in Mediterranean climate

Thermal insulation and load bearing capacity:

Mortared bed joints

Plastered internally

Rendered externally

Low load capacity

Thermal mass

Acoustic mass



Construction Resources Showrooms Southwark London


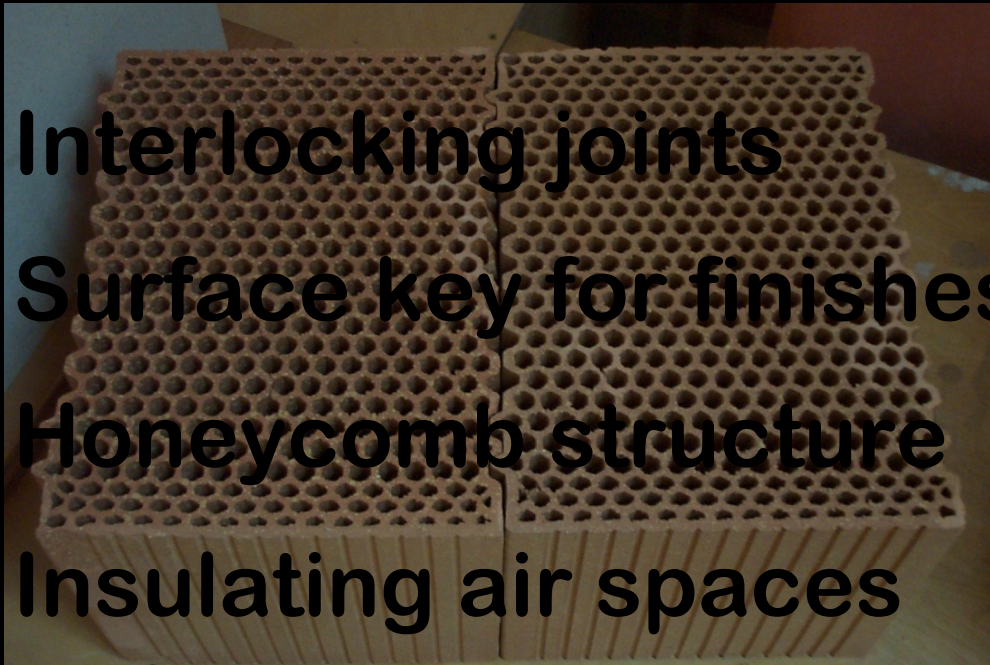
Thermal & Acoustic Mass




Acoustic and thermally insulating fired clay honeycomb blocks in walls and floors adds Inter-seasonal thermal mass

Cellular fired clay blocks

- Interlocking joints
- Surface key for finishes
- Honeycomb structure
- Insulating air spaces





GBE 
www.GreenBuildingEncyclopaedia.uk

CAP'EM

Cycle Assessment Procedure for Eco-impacts of Materials



Concrete Suspended Upper Floors

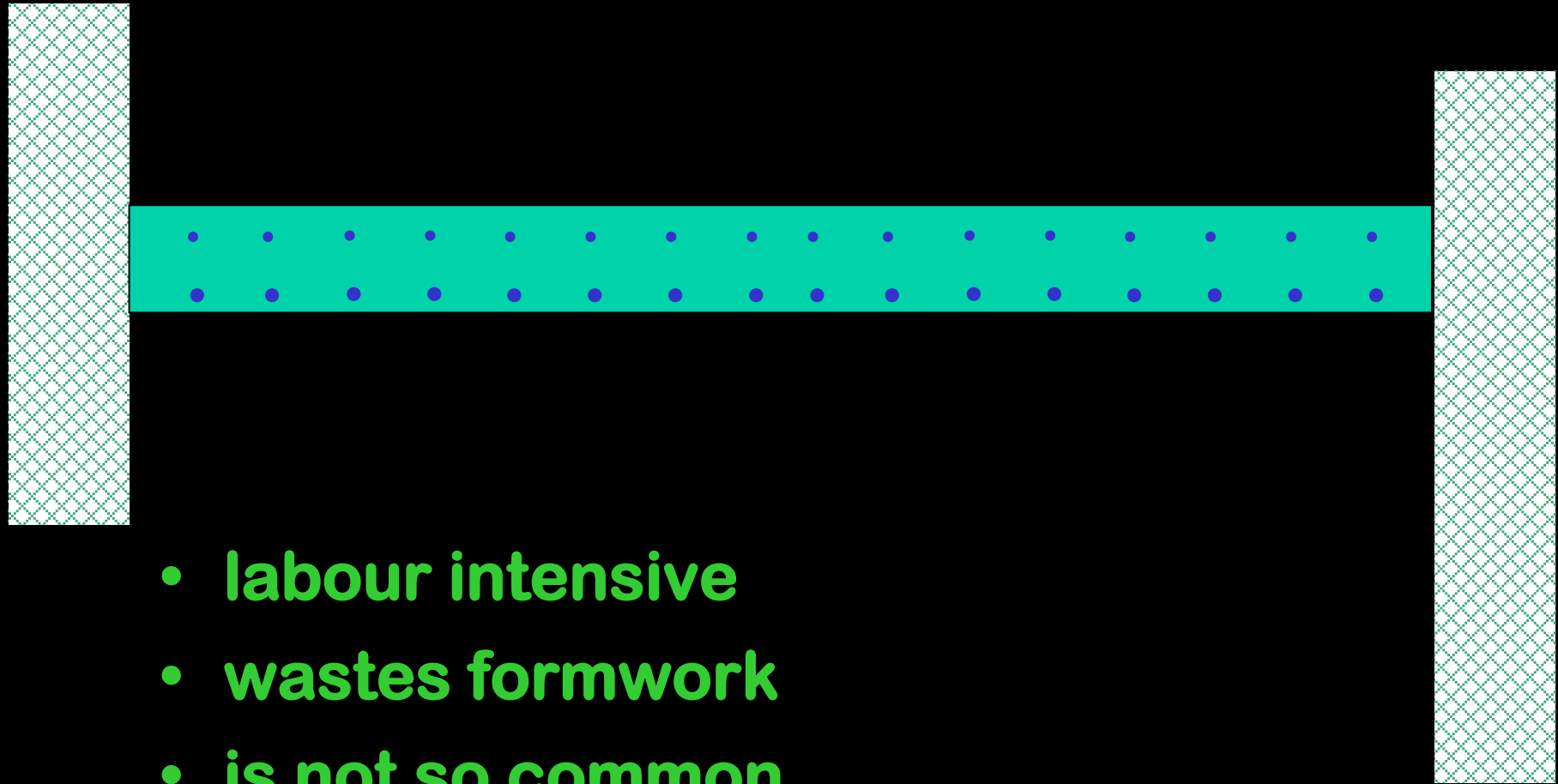
(23) Floors Galleries

Suspended GF Types:

Economic & common:

- **Suspended insitu concrete is labour intensive wastes formwork and is not so common**
- **Precast concrete plank and structural screed topping
Cement:Sand**
- **Precast concrete beam and concrete block with topping**
- **Hybrid mixtures of the above**
- **Common in flats for acoustic performance (weight)**
- **Sand to level any pre-camber**
- **Holes drilled (cored), cut or trimmed**

Suspended insitu concrete



- labour intensive
- wastes formwork
- is not so common
- Holes formed, late holes drilled (cored)

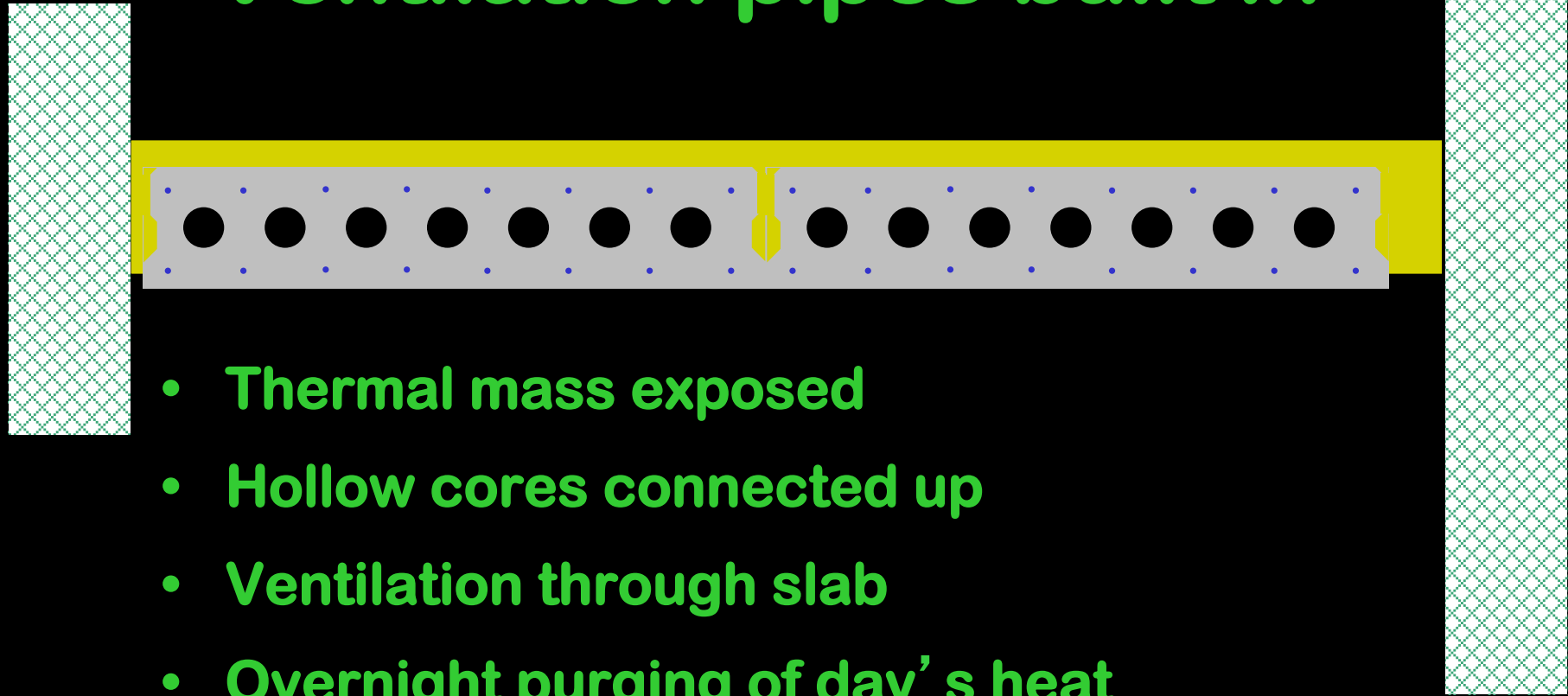
Precast concrete plank floor



- **structural screed topping Cement:Sand**
- **Common in flats for acoustic performance (weight)**
- **Sand to level any pre-camber**
- **Services holes drilled (cored), cut or trimmed**

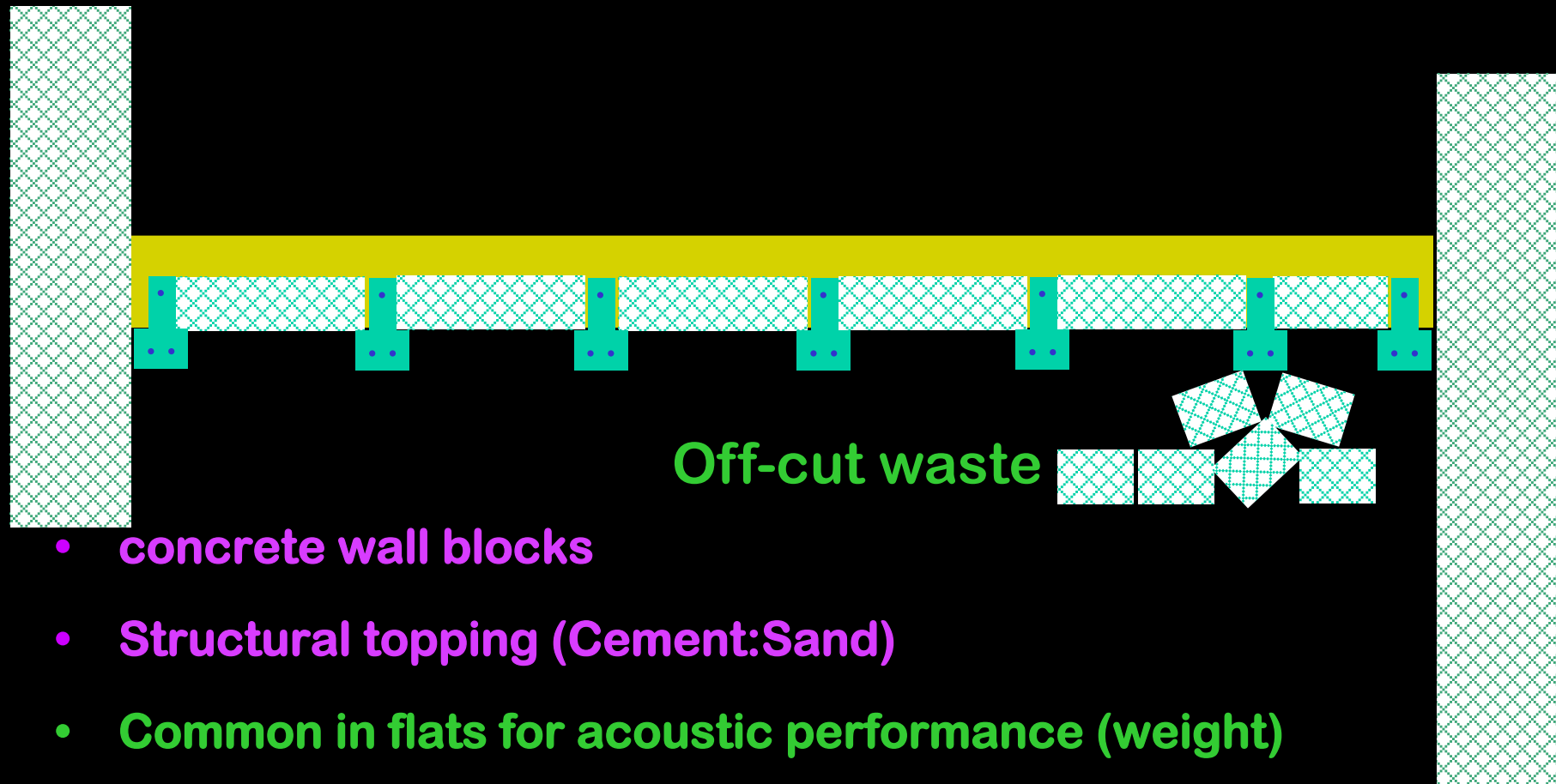
Precast concrete plank floor

Ventilation pipes built in




- Thermal mass exposed
- Hollow cores connected up
- Ventilation through slab
- Overnight purging of day's heat
- So soffit is cool at beginning of day
- No suspended ceilings to hide thermal mass

Precast Beam and Block floors




- concrete wall blocks
- Structural topping (Cement:Sand)
- Common in flats for acoustic performance (weight)
- Sand to level any pre-camber
- Holes cut or trimmed

Metal Trough & Insitu EcoConcrete

- 
- Requires framed superstructure usually steel
 - Steel Permanent formwork deck provides access for labour
 - Insitu eco-concrete poured onto trough and levelled
 - Steel and eco-concrete bond and together to make strong thin floors
 - Potential reduction in storey heights

EcoConcrete

- **Reduced OPC Ordinary Portland Cement content (reduced CO² production)**
 - GGBS Ground Granulated Blast-furnace Slag Cement (Slag)
 - PFA Pulverised Fuel Ash
- **Reduced Primary or Virgin Aggregates (sand and gravel)**
 - Secondary aggregates (waste or by-product)
 - Recycled aggregates
 - Recycled concrete aggregates
 - Recycled other materials (glass, plastics, etc.)
- **Mains drinking water supply**



GBE 
www.GreenBuildingEncyclopaedia.uk


CAP'EM

Cycle Assessment Procedure for Eco-impacts of Materials




Acoustics: Suspended Concrete Floors

(23) Floors Galleries



- **Insitu concrete construction is dense**
- **Insitu concrete construction is airtight**
- **Airtight & dense = good acoustic floor**
- **But**
- **Flanking sound around edges**
- **Noise passes along in floor**
- **Air and noise pass through cavity**

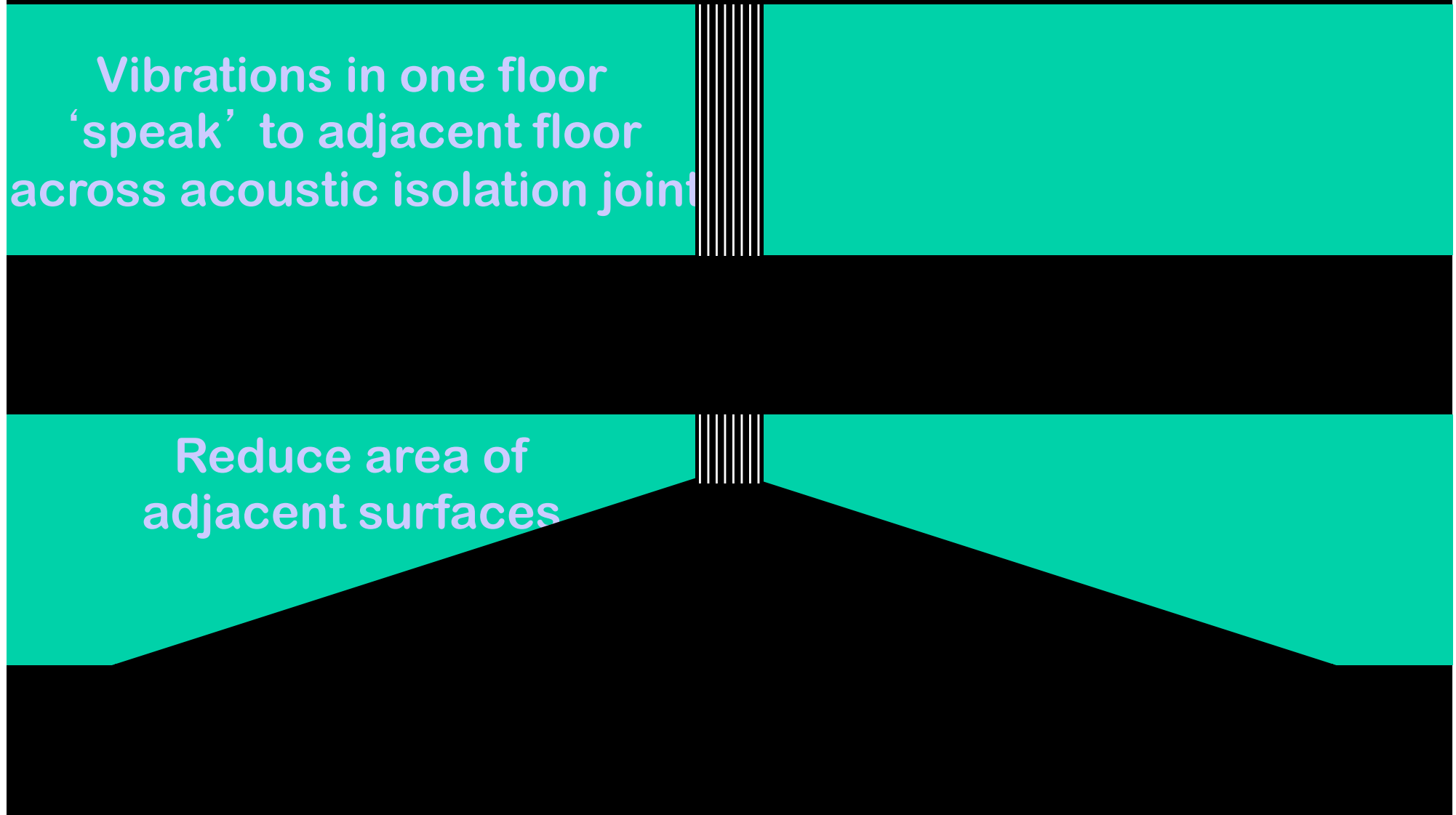


Acoustic bridges

- **air passage through construction linking between rooms or from inside to outside**
- **Acoustic conduction route**
- **Isolation joints to separate floors**
- **Surfaces either side of a gap can also ‘talk’ to each other**
- **Reduce floor edge thickness at isolation joints**

Airborne sound transmission

Vibrations in one floor
'speak' to adjacent floor
across acoustic isolation joint



The diagram illustrates the concept of airborne sound transmission through an acoustic isolation joint. It is divided into two horizontal sections. The top section shows a horizontal line representing the acoustic isolation joint, with a vertical stack of five thin lines representing the joint itself. The text on the left explains that vibrations in one floor 'speak' to the adjacent floor across this joint. The bottom section shows a similar horizontal line, but the area below it is a large, dark, triangular shape that tapers towards the joint, representing a reduction in the area of adjacent surfaces. The text on the left explains that this reduction in area helps to reduce the transmission of sound.

Reduce area of
adjacent surfaces

Resource Efficiency
Concrete upper
floors

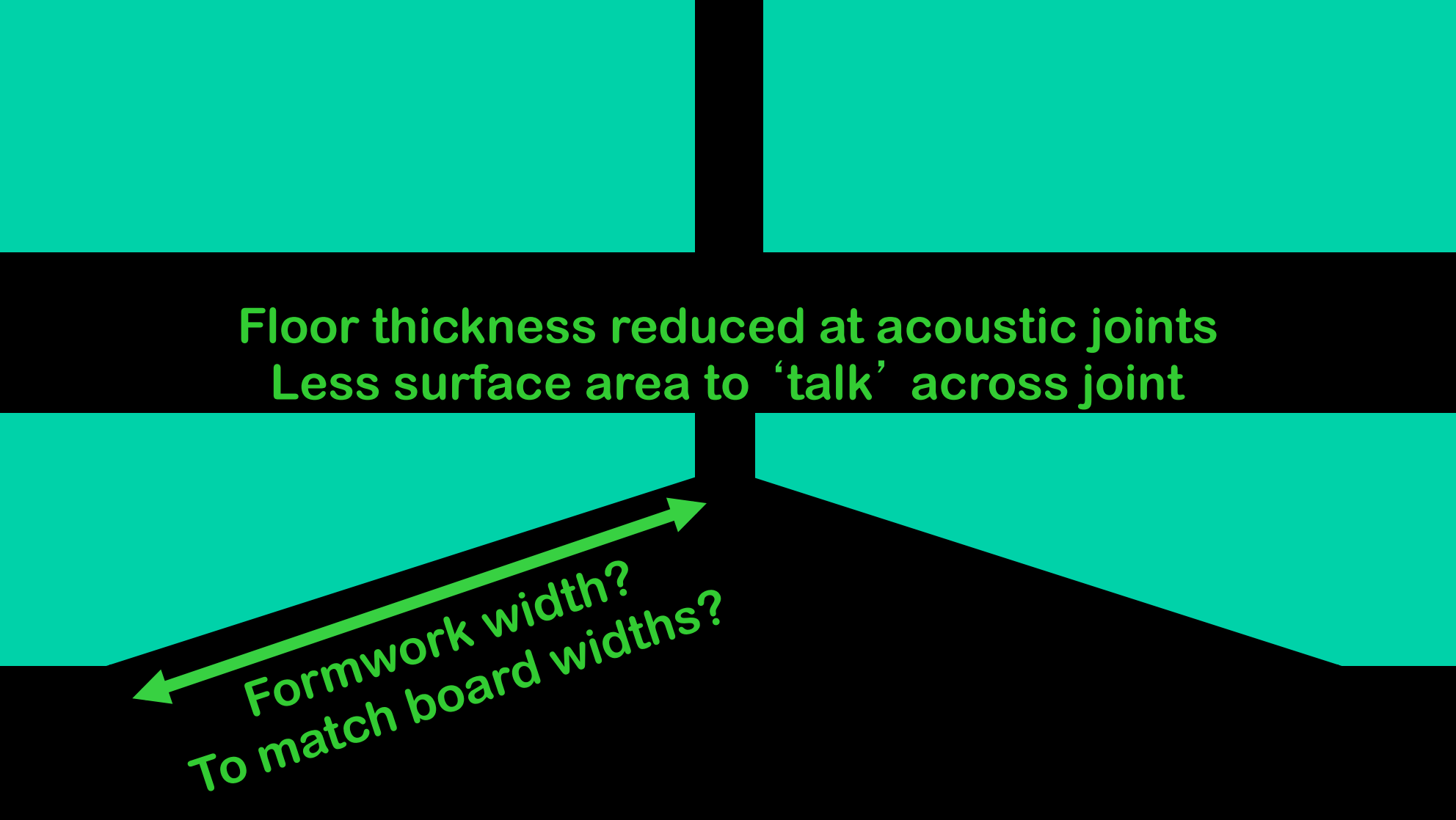
Insitu concrete floor slab formwork



**Down-stand beam complicates formwork
Creates off-cuts and waste**

**Flat soffit allows use of modular formwork
Assuming the building grid reflects their size**

Acoustic Isolation Joints




Floor thickness reduced at acoustic joints
Less surface area to 'talk' across joint

Formwork width?
To match board widths?

Metal Trough & Insitu EcoConcrete

- Steel Permanent formwork
- No plywood formwork waste
- Potentially thinner floor but large steel support beams,
- castellated for passage of services



GBE 
www.GreenBuildingEncyclopaedia.uk

CAP'EM

Cycle Assessment Procedure for Eco-impacts of Materials



Resource Efficiency Timber Upper floors




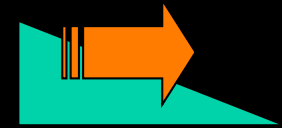
Reused wood better than new

BedZED Beddington Sutton Architect: Dr Bill Dunster,
Reclaim: BioRegional ReCLAIMED

© NGS

Reduce Demand


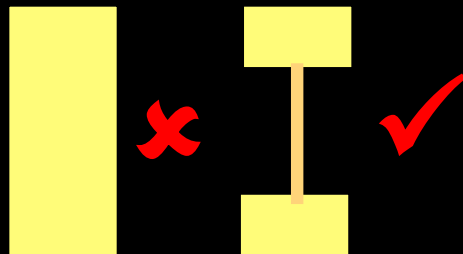
- Don't over design structure
- Except if long design life demands it
- Don't oversize
- Don't cut section from solid if compound is possible



Reduce Demand




- Don't cut section from solid if compound is possible
- Reduce solid sections to compound to reduce weight and materials used



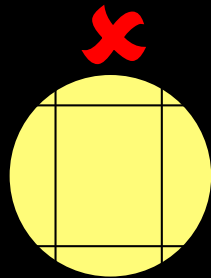
Reduce Demand



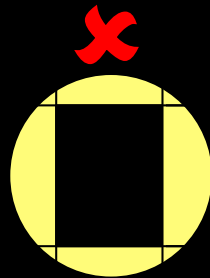
- Consider use of materials as found:
- Round pole structures
- Or compound sections without waste
- Or use off-cuts in cladding



Roundwood



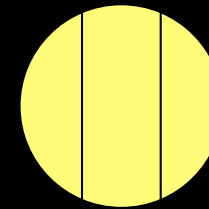

Cut



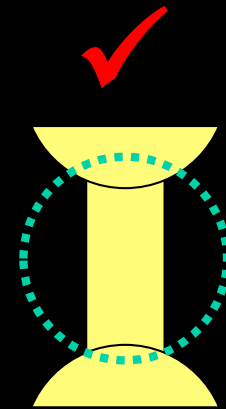
Waste



Wood Boarding




Cut



Reassemble

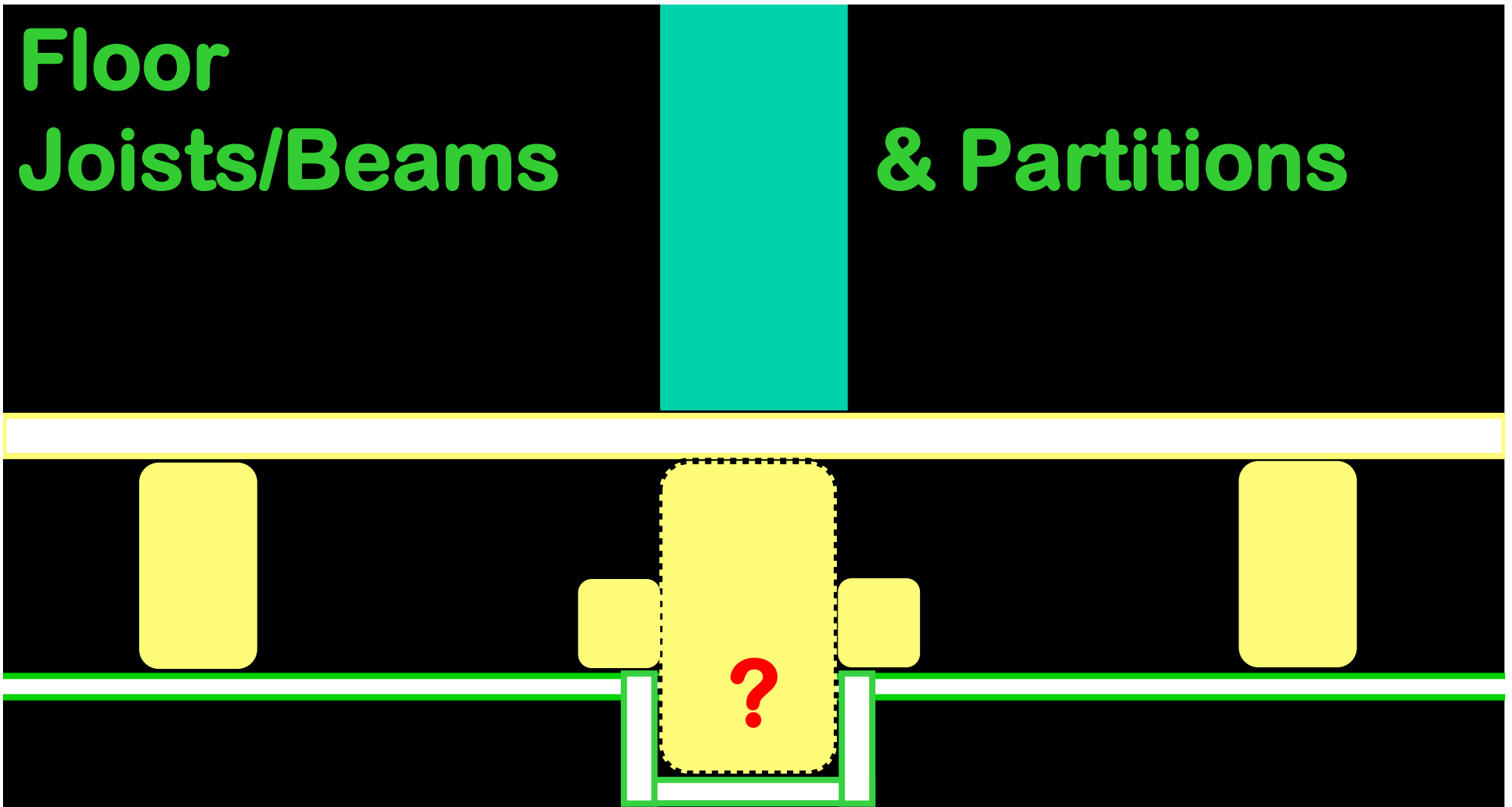
Suspended Floor Joists



Simple design and construction

**Floor
Joists/Beams**




& Partitions



**Different section complicates detail
Creates off-cuts and waste
Changes appearance below**

**Floor
Joists/Beams**




& Partitions



**Standardising size leads to over-design of
many for the one**

**Floor
Joists/Beams**

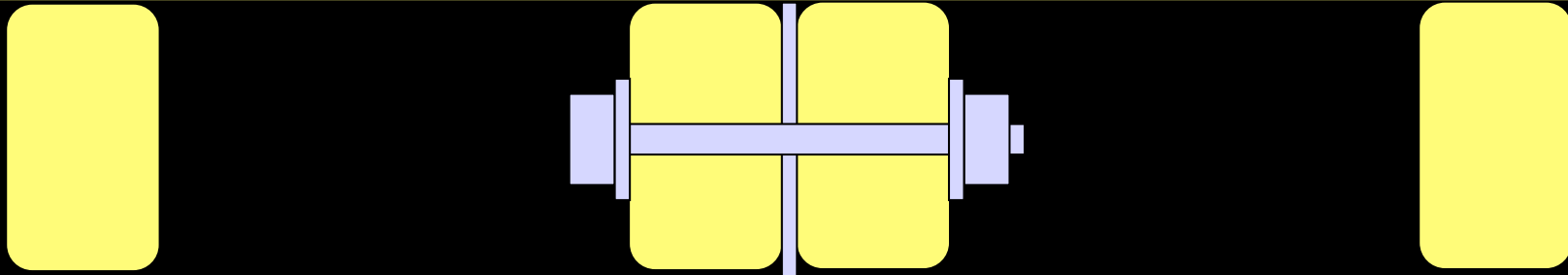
& Partitions



**Multiple section simplifies design and
construction**


**Floor
Joists/Beams**

& Partitions




**Multiple section with flitch plate of steel
bolted together**

Suspended upper floor



Lazy Structural Design: less calculation, more structure
Avoid over design of structural supports or around openings
Avoid creating wide cold bridges through insulation
Avoid chopping standard width insulation rolls: more waste

1 layer or 2?

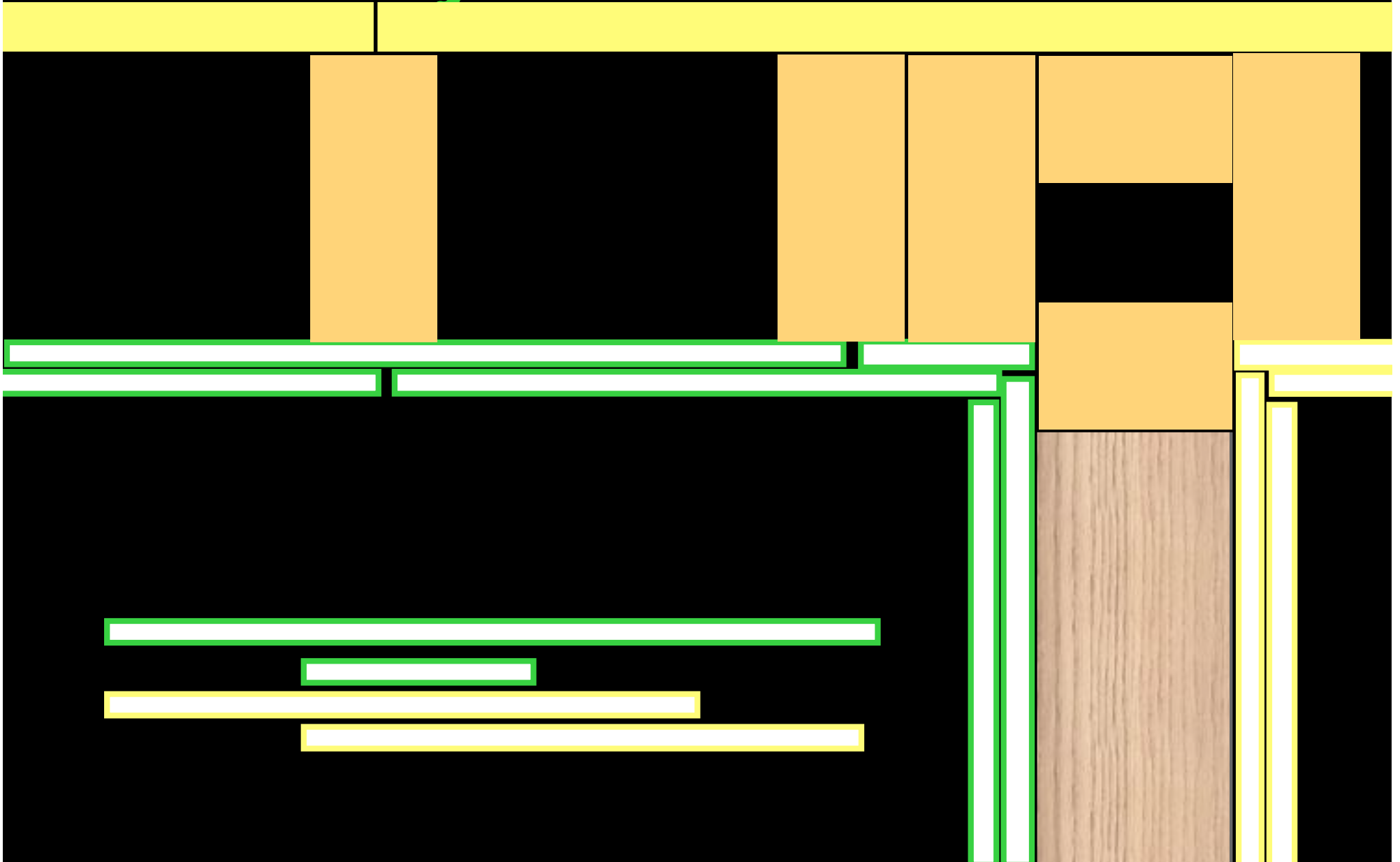



**Tolerances? Moisture resistance
Nothing gained**



**Robustness? Fire Performance?
Acoustic performance?**

2 layers = 2 x materials &
2 layers = 2 x off-cuts





GBE

www.GreenBuildingEncyclopaedia.uk

CAP'EM

Cycle Assessment Procedure for Eco-impacts of Materials



© GBE 2007 - 2016

- **Brian Murphy BSc Dip Arch (Hons+Dist)**
 - Architect by Training
 - Specification Writer by Choice
 - Environmentalist by Actions
- Greening up my act since 1999
- Founded National Green Specification 2001
- Launched www.greenspec.co.uk 2003
- Created: GBE at www.greenbuildingencyclopaedia.uk 2015
- E BrianSpecMan@aol.com
- Twitter: <http://twitter.com/brianspecman>
- Facebook: <http://www.facebook.com/brianspecman>
- [LinkedIn:](#)
- [Google+:](#)
- [Created: 06/11/2007](#)